

specialist

av

Print Specifications



specialist av,
14, Emerald Cottages, Dublin 4.
tel.: 01 664 1300 fax: 01 664 1309
sales@specialistav.ie
©2004 specialist av

Contents

About specialist AV

CD Insert and Backliner Specifications	4
CD-R Label Specifications	6
CD ROM Label Specifications	7
DVD Wrap Specifications	8
VHS Video Wrap (A300) Specifications	9
VHS Video Wrap (A4) Specifications	10

About specialist AV

specialist AV deliver fast turnaround CD, DVD and Video duplication and print. We invest in leading edge technologies to deliver competitive prices and the highest standards to our clients.

specialist AV is an Irish owned and managed company delivering quality duplication services to the IT and post-production sector. As our customer, you can be assured that we are not just committed to quality – it's an obsession with us!

specialist AV handle all major formats –
Digi-Beta/Beta SP/Beta SX/DVD/DVcam/Mini DV/
S-VHS/VHS.

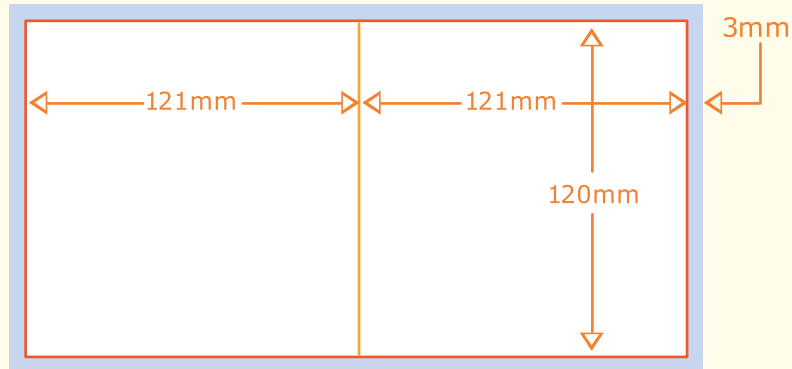
For all your duplicating requirements ...

**PAL/NTSC/SECAM
DVD Replication
CD-ROM Duplication**

Contact us now on 01 664 1300

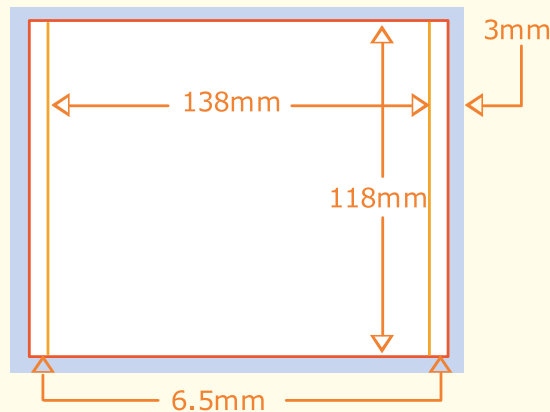
CD Insert and Backliner Specifications

CD Insert



The blue area indicates a 3mm bleed on all four edges.
The overall document size (including bleed) is 248mm x 126mm.

CD Backliner



The blue area indicates a 3mm bleed on all four edges.
The overall document size (including bleed) is 157mm x 124mm

Note: For a Double CD backliner, the inside width should be 137mm not 138mm.
The overall width will therefore be 156mm not 157mm.

Film

Film must be

- positive
- emulsion side down
- right reading @ 150lpi
- 3mm bleed required.

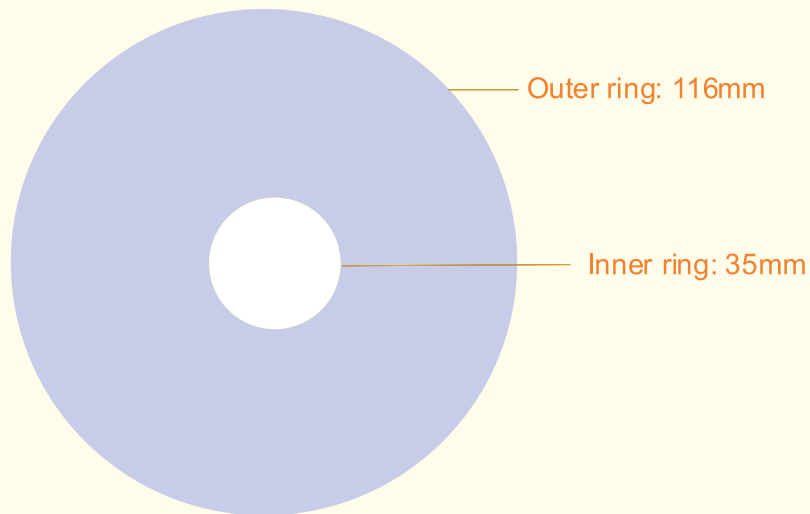
Layout on Disc (Apple Macintosh)

- The design must be laid out in Quark (v.6 or earlier). If Adobe or Illustrator files are supplied we will import them into QuarkXpress which is the industry standard for outputting film
- All images should be at a resolution of 300dpi
- Colours mode for images must be CMYK (not RGB)
- Please include all fonts used in your design
- 'Collect for output' before sending in your finished design (this gathers all images used).

Finished Print

- All print must correspond to above dimensions
- Material should be artpaper, 170gsm in weight, coated both sides
- Paper grain is to run horizontally from one creased or perforated end to the other
- Staples must not protrude above or below booklet and should be located outside the center 40mm of the book spine
- Paper parts must be scored and folded

CD-R Label Specifications



Film

- Film should be positive emulsion up, right reading @ 120lpi, elliptical dot, no bleed required.
- Pantone colours must be clearly marked.
- Full colour (CMYK) designs must be accompanied by a chromalin and white donut if required.
- Please centre disc image on a document 150mm x 150mm.

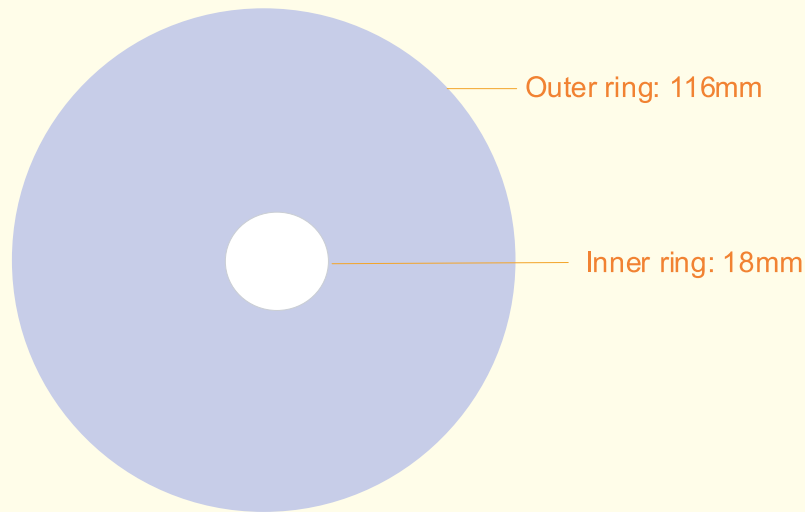
If providing layout on Disc (Apple Macintosh)

- The design must be laid out in QuarkXpress (v.6 or earlier).
If Adobe or Illustrator files are supplied we will import them into QuarkXpress which is the industry standard for outputting film.
- All images should be 300dpi and Pantone 'spot' colours should be clearly specified except for full colour images which should be CMYK – Please specify if white donut is required.
- Please include all fonts used in your design.
- 'Collect for output' before sending in your finished design (this gathers all images used).
- Please centre disc image on a document 150mm x 150mm

Text

- Text should be no smaller than 6pt. positive and 6pt. for text reversed out.
- Please provide a colour print of your finished 1–3 colour design, or cromalin if it is a full colour design.
- Please provide a cromalin if it is a full colour design.

CD ROM Label Specifications

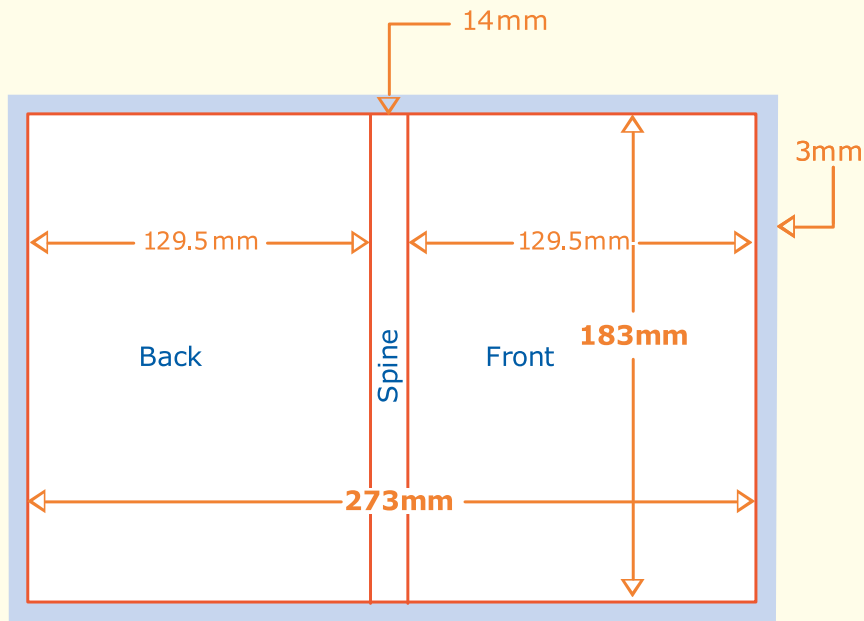


The blue area indicates a 3mm bleed on all four edges.
The overall document size (including bleed) is 279mm x 189mm

If providing layout on Disk (Apple Mac)

- The design must be laid out in QuarkXpress (v.6 or earlier).
If Adobe or Illustrator files are supplied we will import them into QuarkXpress which is the industry standard for outputting film.
- All images should be 300dpi and Pantone 'spot' colours should be clearly specified except for full colour images which should be CMYK
- Please include all fonts used in your design.
- 'Collect for output' before sending in your finished design (this gathers all images used).
- Please provide a colour print of your finished 1–3 colour design, or cromalin if it is a full colour design.

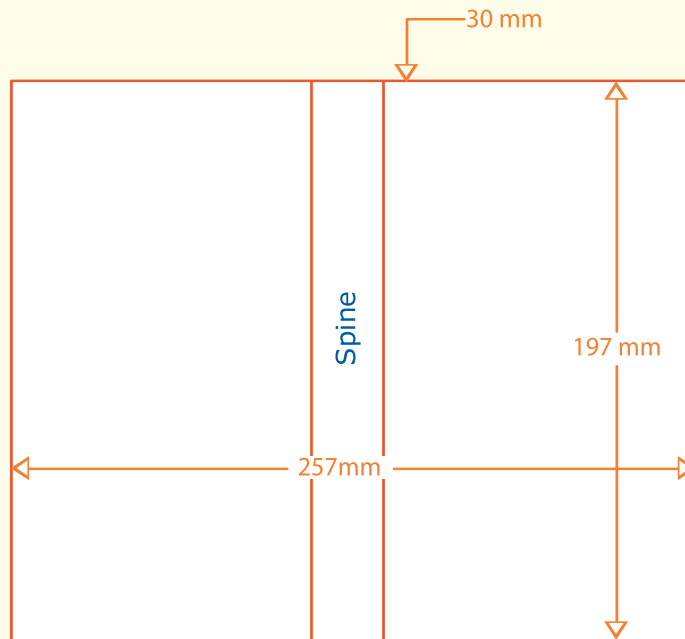
DVD Wrap Specifications



If providing layout on Disc (Apple Macintosh)

- The design must be laid out in QuarkXpress (v.6 or earlier).
If Adobe or Illustrator files are supplied we will import them into QuarkXpress which is the industry standard for outputting film.
- All images should be 300dpi and Pantone 'spot' colours should be clearly specified except for full colour images which should be CMYK
- Please include all fonts used in your design.
- 'Collect for output' before sending in your finished design (this gathers all images used).
- Please provide a colour print of your finished 1–3 colour design, or cromalin if it is a full colour design.

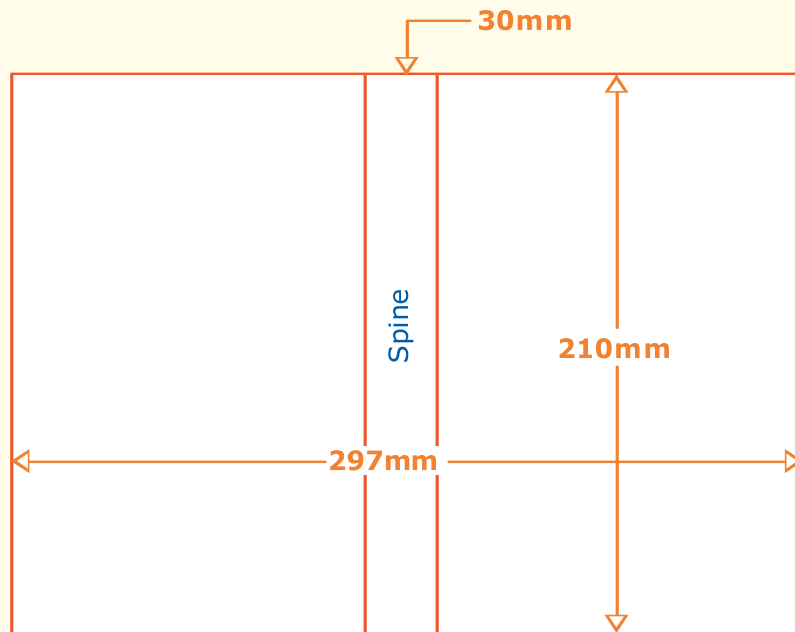
VHS Video Wrap (A300) Specifications



If providing layout on Disk (Apple Mac)

- The design must be laid out in QuarkXpress (v.6 or earlier). If Adobe or Illustrator files are supplied we will import them into QuarkXpress which is the industry standard for outputting film.
- All images should be 300dpi and Pantone 'spot' colours should be clearly specified except for full colour images which should be CMYK
- Please include all fonts used in your design.
- 'Collect for output' before sending in your finished design (this gathers all images used).
- Please provide a colour print of your finished 1–3 colour design, or cromalin if it is a full colour design.

VHS Video Wrap (A4) Specifications



If providing layout on Disk (Apple Mac)

- The design must be laid out in QuarkXpress (v.6 or earlier). If Adobe or Illustrator files are supplied we will import them into QuarkXpress which is the industry standard for outputting film.
- All images should be 300dpi and Pantone 'spot' colours should be clearly specified except for full colour images which should be CMYK
- Please include all fonts used in your design.
- 'Collect for output' before sending in your finished design (this gathers all images used).
- Please provide a colour print of your finished 1–3 colour design, or cromalin if it is a full colour design.